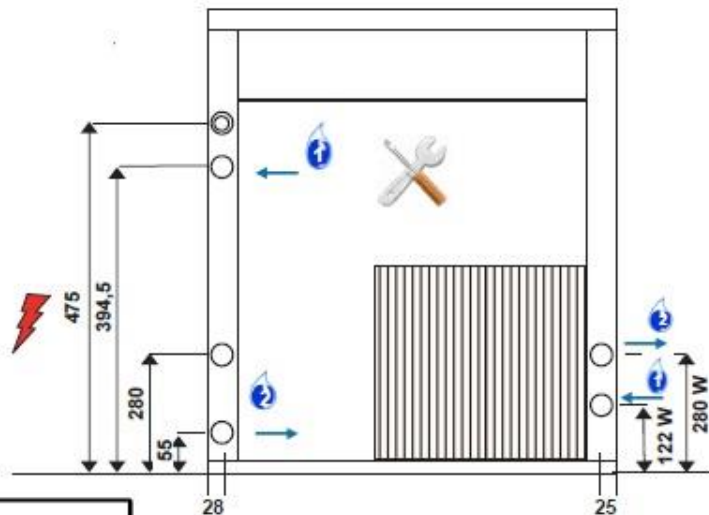




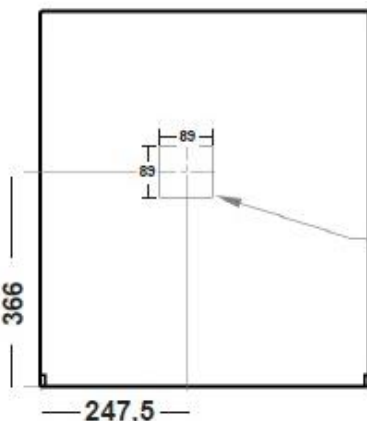
ASG 120

FABBRICATORI DI GHIACCIO GRANULARE
 MACHINES À GLACE EN GRAINS
 ICE FLAKE MACHINES FABRICADORES DE HIELO GRANULAR
 EISFLOCKENBEREITER

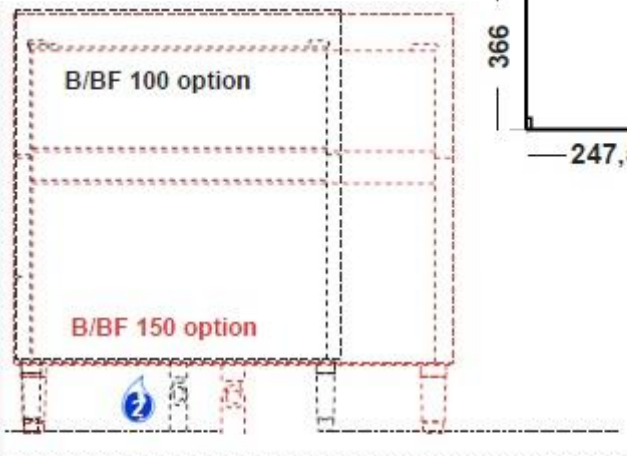
120



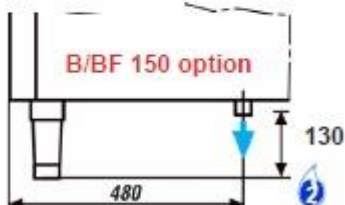
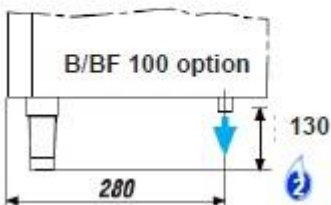
USCITA GHIACCIO
 SORTIE GLACE
 ICE EXIT
 SALIDA DE HIELO
 EISAUSGANG



Air
 Water
Stainless steel AISI 304



L=1800 mm		
ø 3/4"		
ø 3/4"		
130÷140 mm		



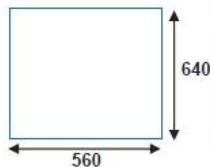
Kg / 24h - Air

	38°	70	32°	
	32°	85	21°	
	21°	100	15°	
	10°	110	10°	

Kg / 24h - Water

	38°	80	32°	
	32°	100	21°	
	21°	110	15°	
	10°	120	10°	





Air



Water

ASG 120

FABBRICATORI DI GHIACCIO GRANULARE
MACHINES À GLACE EN GRAINS
ICE FLAKE MACHINES FABRICADORES DE HIELO GRANULAR
EISFLOCKENBEREITER

Stainless steel AISI 304

Dati tecnici – Caractéristiques techniques – Technical specifications – Datos tecnicos – Technische Daten

Prod.Kg/24h +10°C - Prod.Lb/24h +10°C		110-242
Prod.Kg/24h +10°C - Prod.Lb/24h +10°C		120-264
Contenitore/Bac/Bin/ /Depósito/Behälter OPTION B/BF 100	Kg/Lb	100-220
Contenitore/Bac/Bin/ /Depósito/Behälter OPTION B/BF 150	Kg/Lb	150-330
Larghezza/Largeur/Width/Anchura/Breite	mm	560
Profondità/Profondeur/Depth/Profundidad/Tiefe	mm	640
Altezza/Hauteur/Height/Altura/Höhe	mm	622
Peso netto/Poids net/Net weight/Peso neto/Nettogewicht	Kg	59
Peso lordo/Poids brut/Gross weight/Peso bruto/Bruttogewicht	Kg	67
Vol. imballo/Vol.embal/Vol.(packed)/Volumen con embalaje/Verpackungsvolumen	m ³	0,49
Alimentazione/Voltage/Voltaje/Anschlussspannung	V/Hz/ph	230/50/1
Compressore/Compresseur/Compressor/Compresor/Kompressor	HP	1/4
Compressore/Compresseur/Compressor/Compresor/Kompressor (T evap.= -10°C)	W	485
Watt - Totale/Total/Total/Total/Gesaint (T = +43°C)	W	450
Calorie/Calorie/Calorie/Caloria/Kalorie cond.	Kcal/h	950
Ampère - Totale/Total/Total/Total/Gesamt	A	4
Fusibile/Fusible/Recommanded fuse/Fusible/Netzsicuerung	A	10
Refrigerante/Réfrigérant/Cooling gas/Refrigerante/Kühlmittel	R	290
Carica/Charge/Fill/Carga/Füllmenge	Kg	0,107
eq. CO ₂	Kg	0,321
GWP		3
Carica/Charge/Fill/Carga/Füllmenge	Kg	0,067
eq. CO ₂	Kg	0,201
GWP		3
Entrata acqua/Entrée eau/Water inlet/Entrada agua/Wasseranschluß	Ø	3/4"
Scarico acqua/Vidange eau/Water outlet/Desague/Wasserabfluß	Ø	3/4"
Acqua/Eau/Water/Agua/Wasser - lt / h		8-25
Pressione acqua/Pression eau/Water pressure/Presión agua/Wasserdruck - bar	min/max	1-6
Temp.ambiente/Temp.ambiant/Ambient temp./Temp.ambiente/Rammtemperatur - °C	min/max	10-40
Temp. acqua/Temp. eau/Water temp./Temp. agua/Wassertemperatur - °C	min/max	5-35