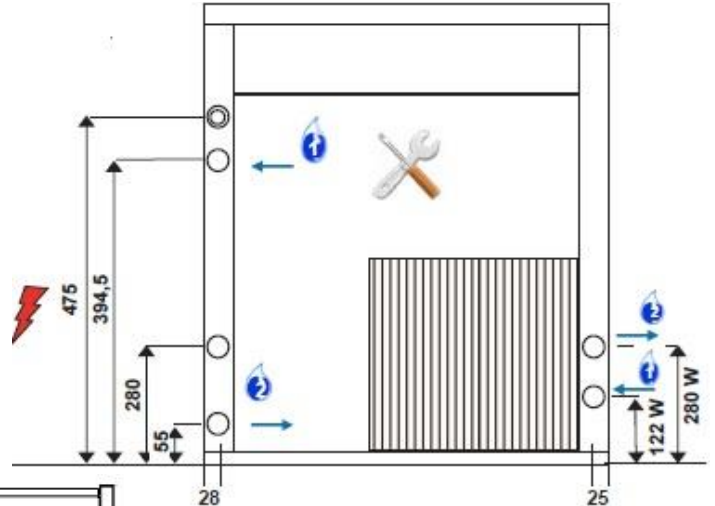




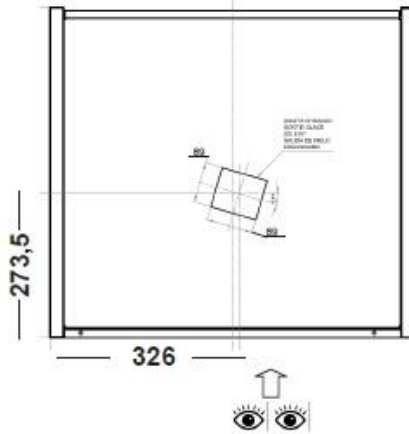
ASG 200

FABBRICATORI DI GHIACCIO GRANULARE
 MACHINES À GLACE EN GRAINS
 ICE FLAKE MACHINES FABRICADORES DE HIELO GRANULAR
 EISFLOCKENBEREITER

200

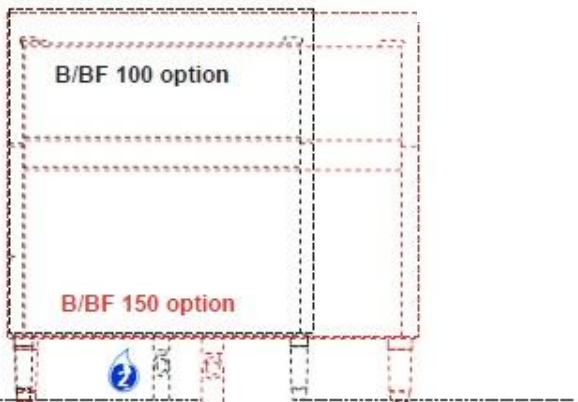


USCITA GHIACCIO
 SORTIE GLACE
 ICE EXIT
 SALIDA DE HIELO
 EISAUSGANG



Air
 Water

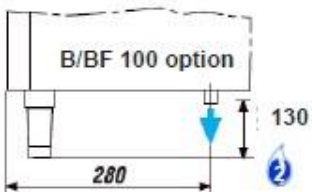
Stainless steel AISI 304

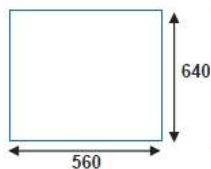


L=1800 mm		
ø 3/4"		
ø 3/4"		
130÷140 mm		

Kg / 24h - Air				
	38°	122	32°	
	32°	152	21°	
	21°	182	15°	
	10°	195	10°	

Kg / 24h - Water				
	38°	160	32°	
	32°	180	21°	
	21°	195	15°	
	10°	205	10°	





Air



Water

ASG 200

FABBRICATORI DI GHIACCIO GRANULARE
MACHINES À GLACE EN GRAINS
ICE FLAKE MACHINES FABRICADORES DE HIELO GRANULAR
EISFLOCKENBEREITER

Stainless steel AISI 304

Dati tecnici – Caractéristiques techniques – Technical specifications – Datos tecnicos – Technische Daten

Prod.Kg/24h +10°C - Prod.Lb/24h +10°C		195-429
Prod.Kg/24h +10°C - Prod.Lb/24h +10°C		205-451
Contenitore/Bac/Bin/ /Depósito/Behälter OPTION B/BF 100	Kg/Lb	100-220
Contenitore/Bac/Bin/ /Depósito/Behälter OPTION B/BF 150	Kg/Lb	150-330
Larghezza/Largeur/Width/Anchura/Breite	mm	560
Profondità/Profondeur/Depth/Profundidad/Tiefe	mm	640
Altezza/Hauteur/Height/Altura/Höhe	mm	622
Peso netto/Poids net/Net weight/Peso neto/Nettogewicht	Kg	58
Peso lordo/Poids brut/Gross weight/Peso bruto/Bruttogewicht	Kg	63
Vol. imballo/Vol.embal/Vol.(packed)/Volumen con embalaje/Verpackungsvolumen	m ³	0,30
Alimentazione/Voltage/Voltaje/Anschlussspannung	V/Hz/ph	230/50/1
Compressore/Compresseur/Compressor/Compresor/Kompressor	HP	1/2
Compressore/Compresseur/Compressor/Compresor/Kompressor (T evap.= -10°C)	W	676
Watt - Totale/Total/Total/Total/Gesamt (T = +43°C)	W	720
Calorie/Calorie/Calorie/Caloria/Kalorie cond.	Kcal/h	1040
Ampère - Totale/Total/Total/Total/Gesamt	A	4
Fusibile/Fusible/Recommanded fuse/Fusible/Netzsicherung	A	10
Refrigerante/Réfrigérant/Cooling gas/Refrigerante/Kühlmittel	R	290
Carica/Charge/Fill/Carga/Füllmenge	Kg	0,095
eq. CO ₂	Kg	0,285
GWP		3
Carica/Charge/Fill/Carga/Füllmenge	Kg	0,065
eq. CO ₂	Kg	0,195
GWP		3
Entrata acqua/Entrée eau/Water inlet/Entrada agua/Wasseranschluß	Ø	3/4"
Scarico acqua/Vidange eau/Water outlet/Desague/Wasserabfluß	Ø	3/4"
Acqua/Eau/Water/Agua/Wasser - lt / h 21°C		8-25
Pressione acqua/Pression eau/Water pressure/Presión agua/Wasserdruck - bar	min/max	1-6
Temp.ambiente/Temp.ambient/Ambient temp./Temp.ambiente/Rammtemperatur - °C	min/max	10-40
Temp. acqua/Temp. eau/Water temp./Temp. agua/Wassertemperatur - °C	min/max	5-35